



(D) Montageanleitung

(TR) Montaj talimatı

(RU) Инструкция  
по монтажу

(RO) Instrucțiuni  
de montaj

(GB) Assembly instructions

(IT) Istruzioni di  
montaggio

(CZ) Montážní návod

(PL) Instrukcja montażu

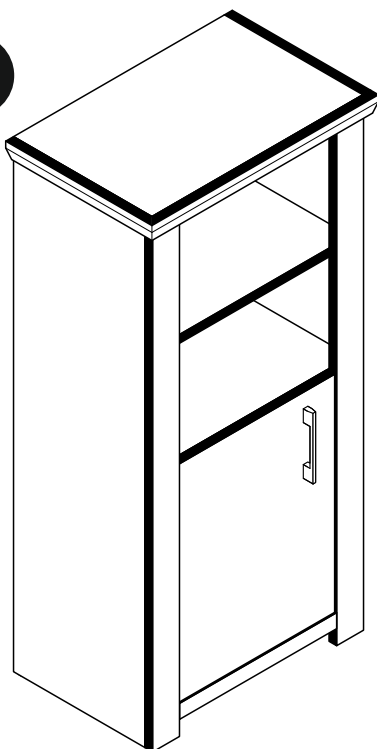
(FR) Notice de montage

(NL) Handleiding voor  
de montage

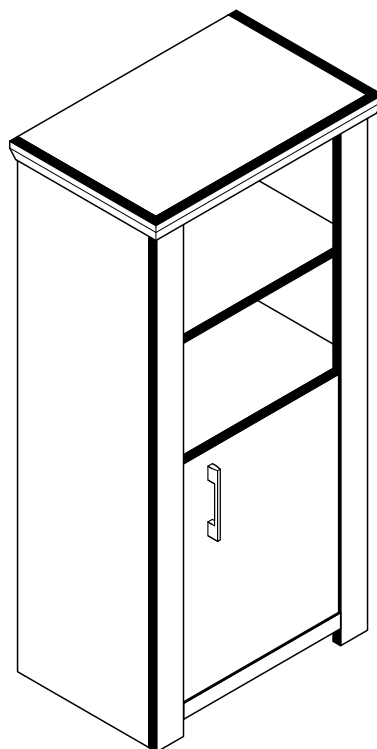
(HU) Szerelési útmutató

(SK) Návod na montáž

**L**





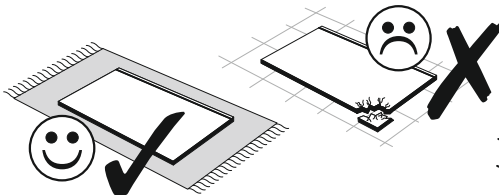
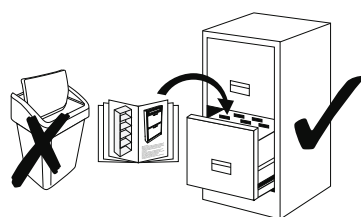


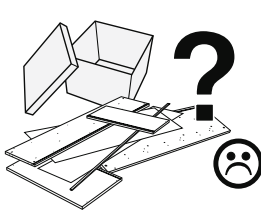
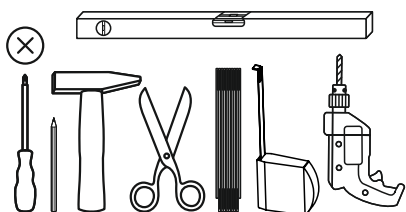
**R**



# 0442-BS\_1







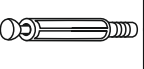


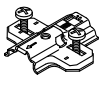
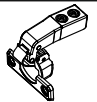
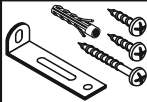
## Beistellschrank

Service • Assistenza • Dienstverlening • Servis  
Servis • Szerviz • Сервисная служба





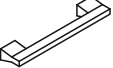


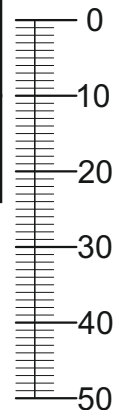
Colli 1/1 : (1) (2) (3) (4) (5) (6) (7) (8) (9) (10) (11) (12) (13) (14) (15) (16) Beutel 1/3, 2/3, 3/3

## Beutel 1/2

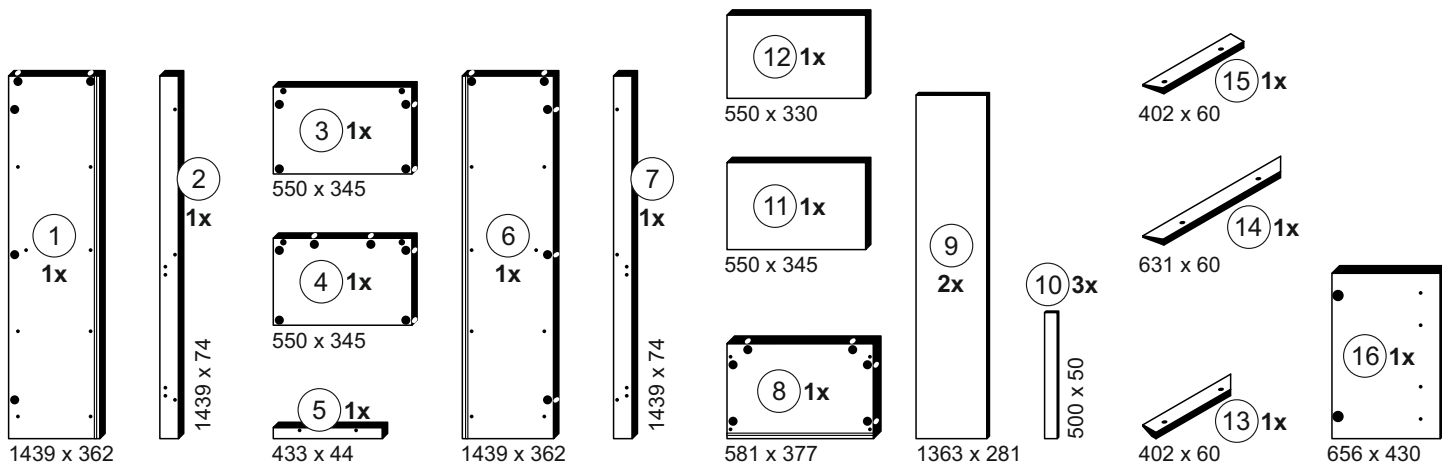
1-30 16x	 3x16	1-37 1x	 4,5x25	1-80 4x	 3,5x13	1-90 6x	 3,5x20	1-329 2x	 M4x22	2-10 26x	
2-20 26x		2-160 8x		3-07 1x		3-63 2x		3-64 2x		8-80 1x	

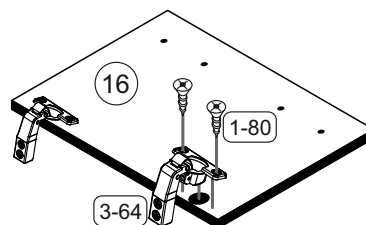
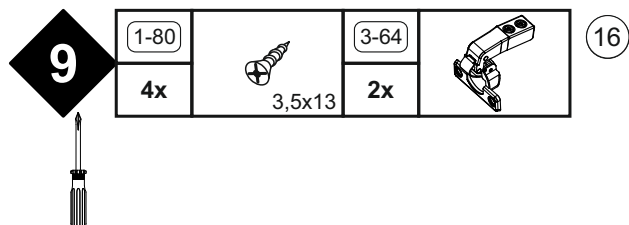
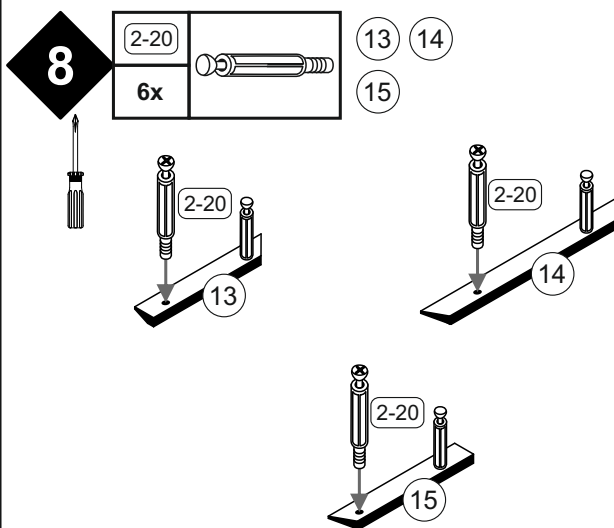
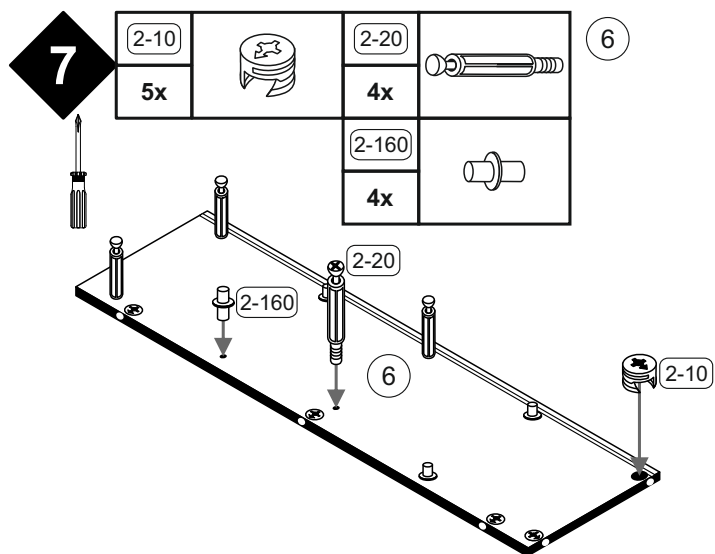
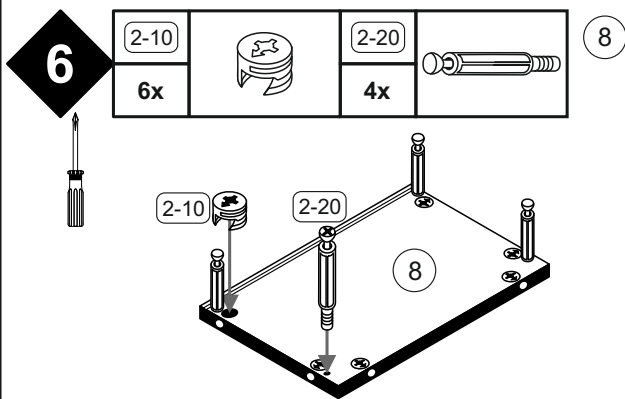
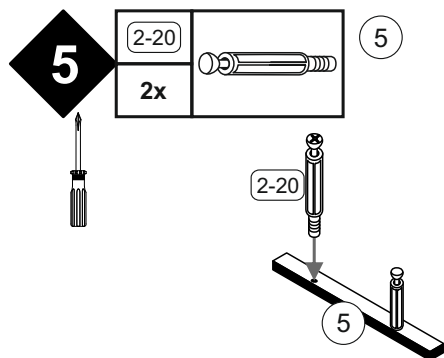
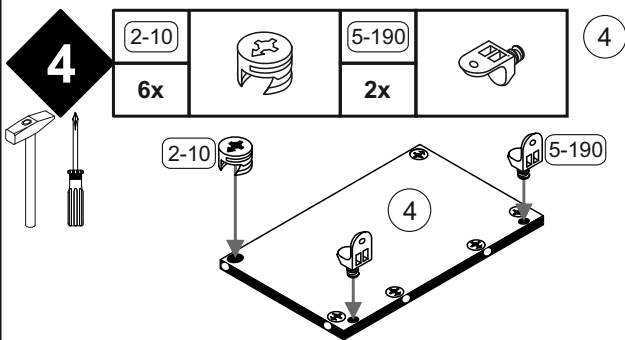
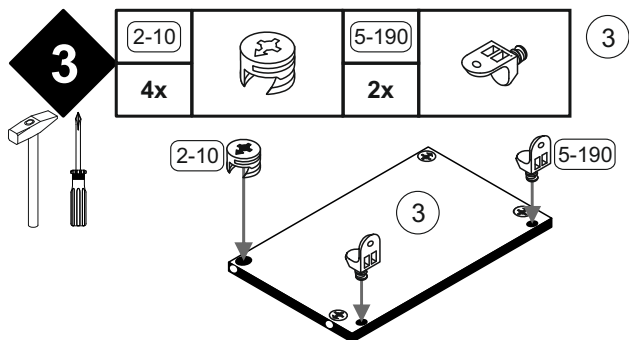
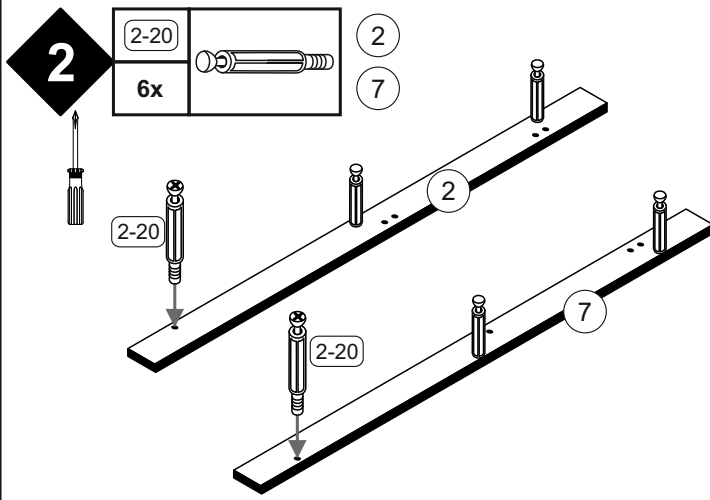
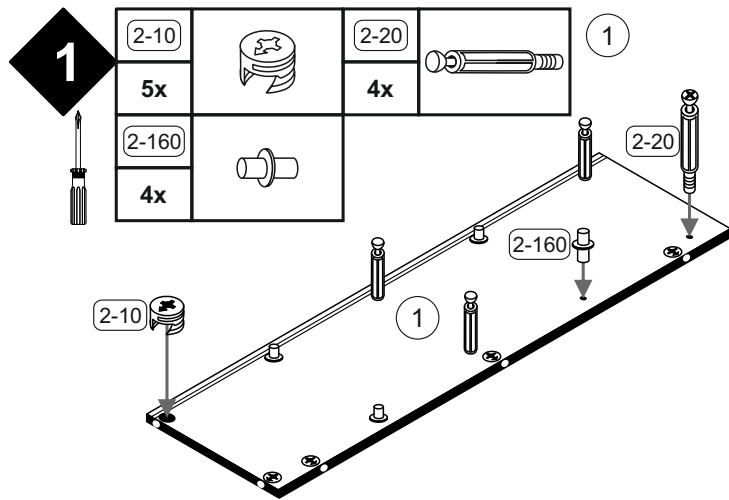
## Beutel 2/2

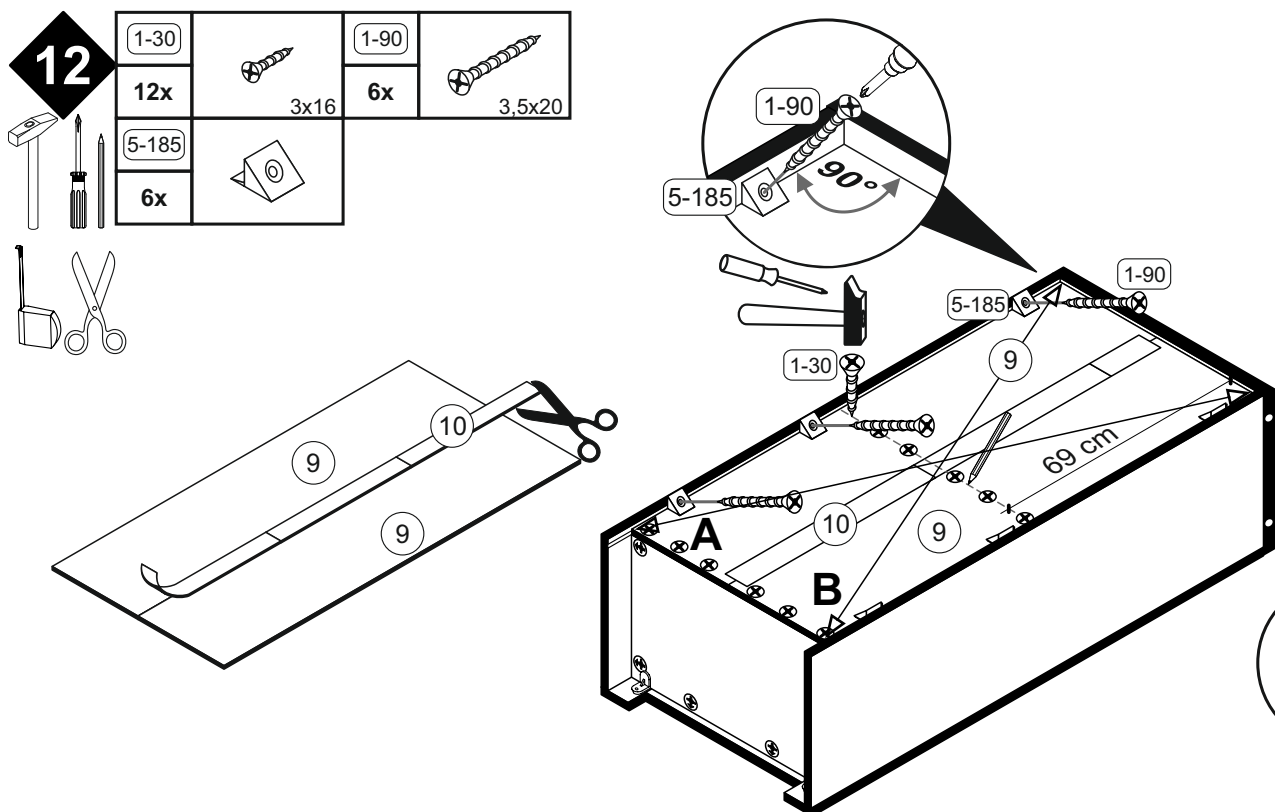
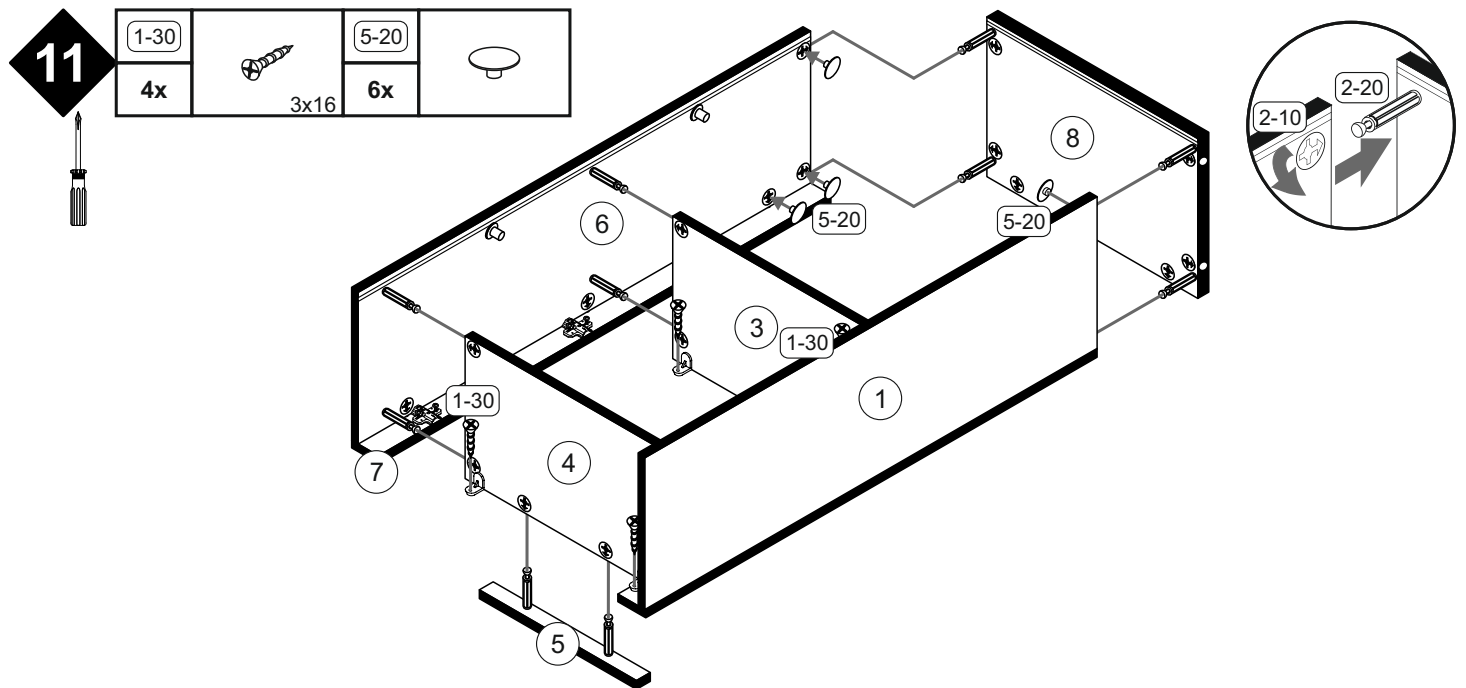
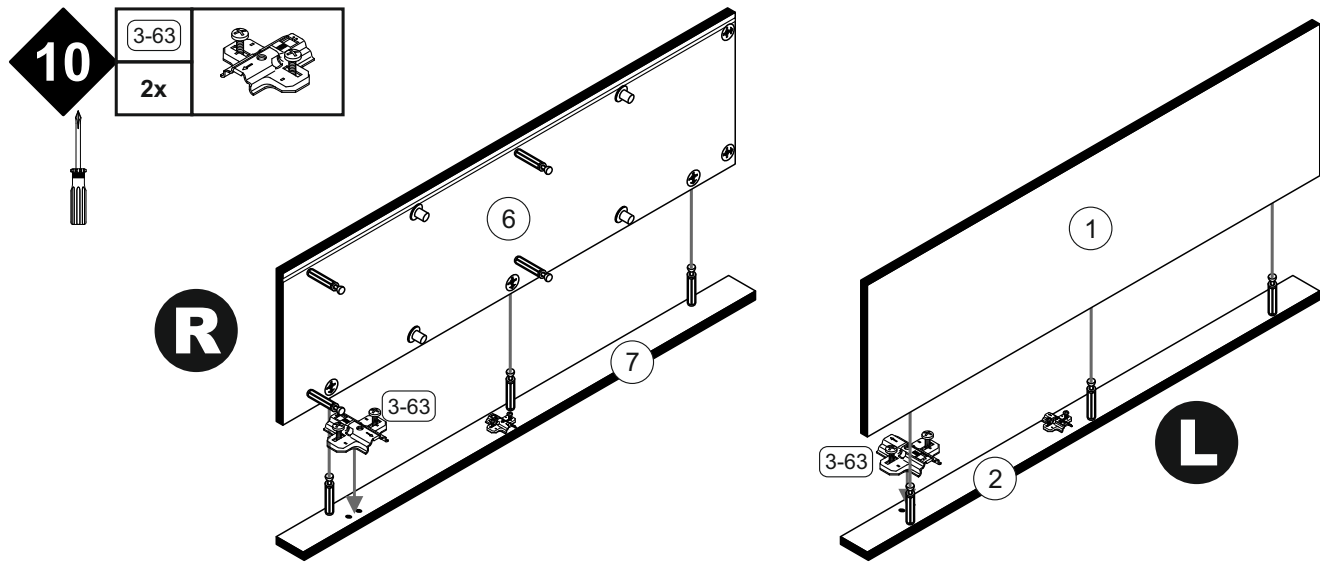
3-130 2x		5-20 6x		5-185 6x		5-190 4x		6-415 1x	
-------------	---	------------	---	-------------	---	-------------	---	-------------	---



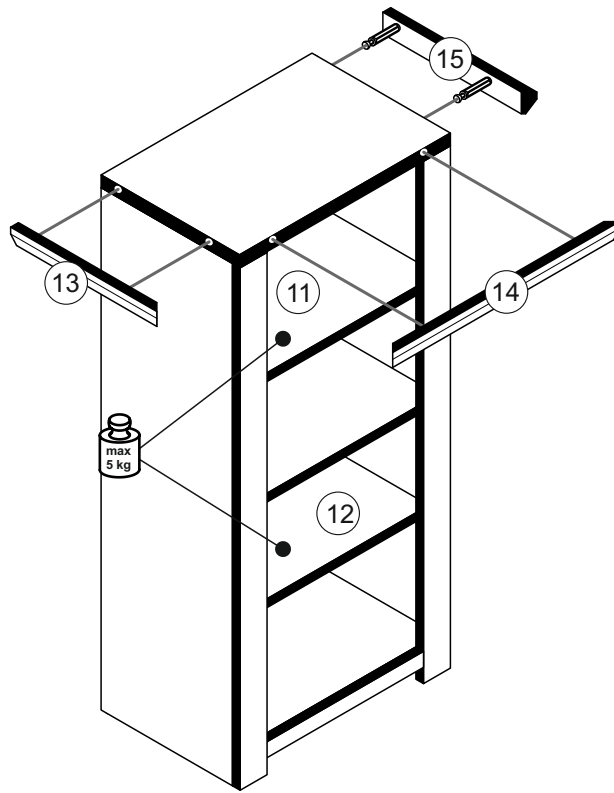
## Colli 1/1







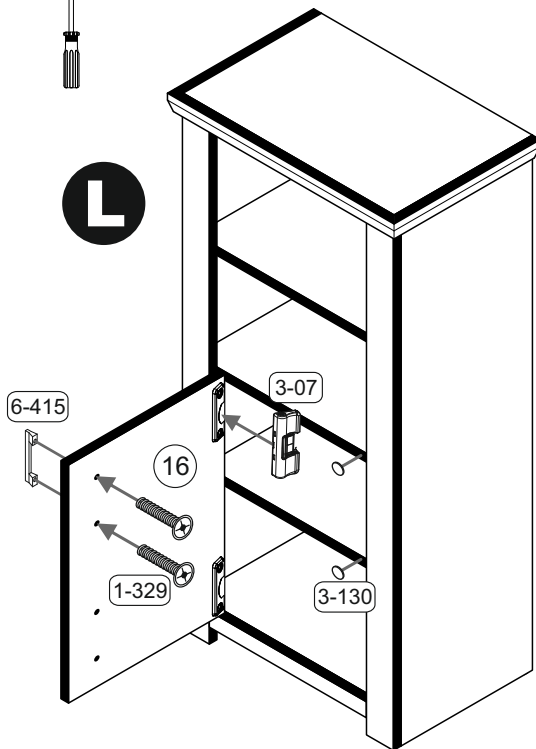
13



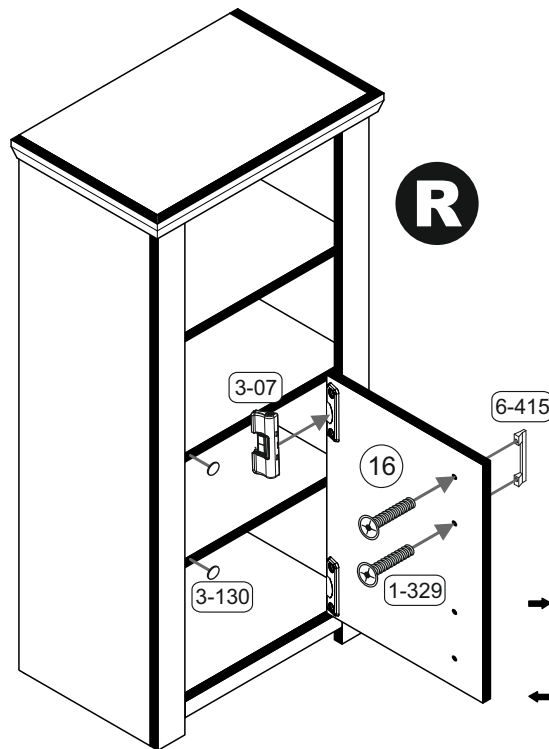
14

1-37	4,5x25	1-329	M4x22	3-07	3-130	6-415
1x		2x		1x	2x	1x

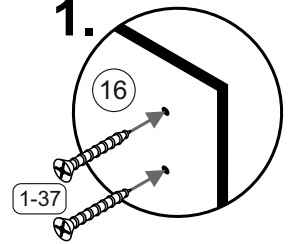
L




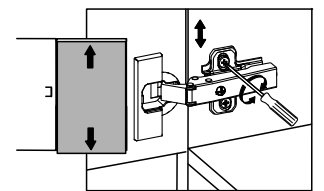
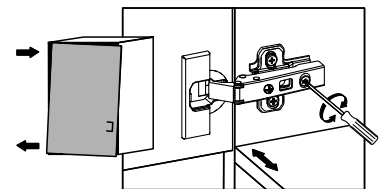
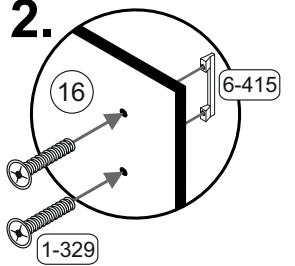
R



1.



2.



**Türen einstellen (Scharniere justieren)**

**Adjusting the doors (adjusting the hinges)**

**Régler les portes (ajuster les charnières)**

**Sistemare le porte (regolare le cerniere)**

**Deuren instellen (scharnieren afstellen)**

**Nastawić drzwi (wyregulować zawiasy)**

**Vyrovnejte dvířka (seřid'te závěsy)**


**Nastavenie dverí (nastavenie závesov)**

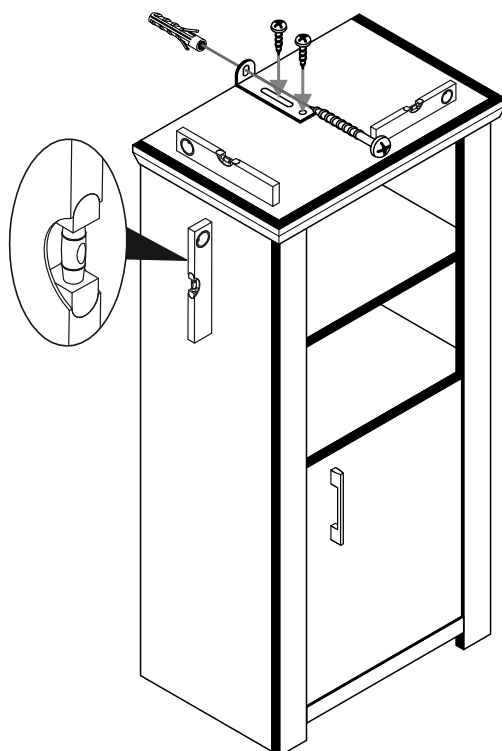
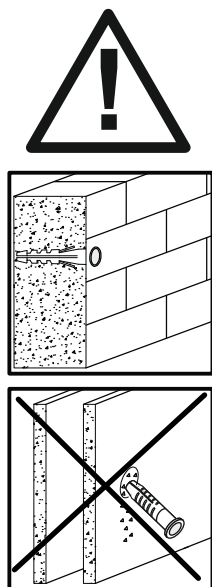
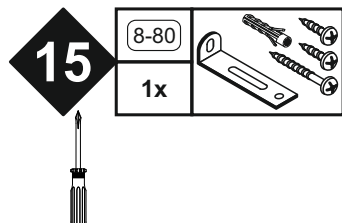
**Állítsa be az ajtókat (állítsa be a zsanérokat)**

**Reglare uși (ajustare balamale)**

**Kapıların ayarlanması (menteşelerin seviye ayarı)**

**Регулировка дверей (регулировка шарнира)**





!	<b>Achtung • Attention • Attenzione • Opgelet • Uwaga • Pozor • Figyelem • Atenție • Dikkat • Внимание</b>	!
(D)	Wandbefestigung dient als Kippschutz - unbedingt anbringen! Bei einigen Wandtypen kann ein Spezialdübel erforderlich sein!	
(GB)	The wall fastening serves to prevent tipping - be absolutely sure to mount it! For certain wall types, a special wall plug may be necessary!	
(FR)	La fixation murale sert de protection contre le basculement – à installer impérativement ! Pour certains types de murs il faut des chevilles spéciales !	
(TR)	Duvardaki sabitleme, devrilmeye karşı bir emniyet tedbiridir ve mutlaka monte edilmelidir! Bazı duvar tiplerinde bunun için özel bir dübel gerekli olabilir!	
(IT)	Il fissaggio alla parete serve da protezione anti-ribaltamento – attaccarla assolutamente! Per alcune strutture di parete può essere necessario un tassello speciale!	
(NL)	Bevestiging aan de muur dient als kantelbescherming – zeker en vast bevestigen! Bij enkele muurtypes is een speciale plug misschien vereist!	
(RU)	Обязательно установите крепление на стене во избежание опрокидывания! Для некоторых типов стен может потребоваться специальный дюбель!	
(CZ)	Montáž na stěnu slouží jako ochrana proti převrnutí – bezpodmínečně umístěte! U některých typů stěn může být zapotřebí speciální hmoždinka!	
(HU)	A terméket a falhoz kel rögzíteni, különben az felborulhat! Egyes faltípusoknál speciális tiplít kell használni!	
(RO)	Sistemul de fixare la perete servește ca protecție la răsturnare - de montat obligatoriu! Pentru unele tipuri de perți este posibil să fie necesar un diblu special!	
(PL)	Mocowanie do ściany jest jednocześnie zabezpieczeniem przed przewróceniem – koniecznie zamontować! Do niektórych rodzajów ścian koniecznie zastosować specjalne kołki mocujące.	
(SK)	Upevnenie na stenu slúži ako ochrana proti prevráteniu – bezpodmienečne použiť! Pre niektoré druhy stien môže byť potrebná špeciálna hmoždinka!	